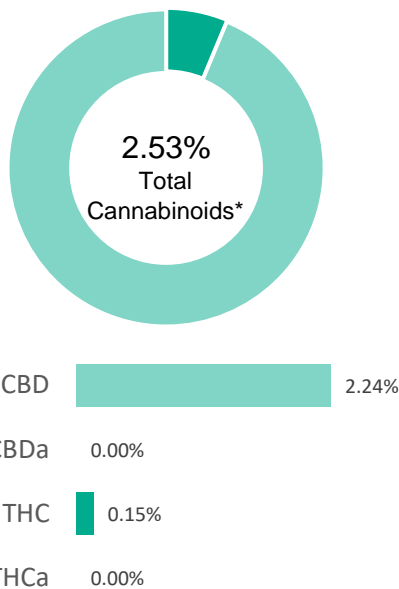


**960029 Rework**

|                  |               |                 |             |
|------------------|---------------|-----------------|-------------|
| <b>Batch ID:</b> | 960029 Rework | <b>Test ID:</b> | 6565916.009 |
| <b>Reported:</b> | 30-Jul-2019   | <b>Method:</b>  | TM14        |
| <b>Type:</b>     | Concentrate   |                 |             |
| <b>Test:</b>     | Potency       |                 |             |

**CANNABINOID PROFILE**


| Compound                                     | LOQ (%) | Result (%)  | Result (mg/g) |
|--|---------|-------------|---------------|
| Delta 9-Tetrahydrocannabinolic acid (THCA-A) | 0.15    | 0.00        | 0.0           |
| Delta 9-Tetrahydrocannabinol (Delta 9THC)    | 0.08    | 0.15        | 1.5           |
| Cannabidiolic acid (CBDA)                    | 0.19    | 0.00        | 0.0           |
| Cannabidiol (CBD)                            | 0.10    | 2.24        | 22.4          |
| Delta 8-Tetrahydrocannabinol (Delta 8THC)    | 0.08    | 0.00        | 0.0           |
| Cannabinolic Acid (CBNA)                     | 0.21    | 0.00        | 0.0           |
| Cannabinol (CBN)                             | 0.09    | 0.00        | 0.0           |
| Cannabigerolic acid (CBGA)                   | 0.13    | 0.00        | 0.0           |
| Cannabigerol (CBG)                           | 0.07    | 0.14        | 1.4           |
| Tetrahydrocannabivarinic Acid (THCVA)        | 0.13    | 0.00        | 0.0           |
| Tetrahydrocannabivarin (THCV)                | 0.07    | 0.00        | 0.0           |
| Cannabidivarinic Acid (CBDVA)                | 0.17    | 0.00        | 0.0           |
| Cannabidivarin (CBDV)                        | 0.10    | 0.00        | 0.0           |
| Cannabichromenic Acid (CBCA)                 | 0.11    | 0.00        | 0.0           |
| Cannabichromene (CBC)                        | 0.14    | 0.00        | 0.0           |
| <b>Total Cannabinoids</b>                    |         | <b>2.53</b> | <b>25.30</b>  |
| Total Potential THC**                        |         | 0.15        | 1.50          |
| Total Potential CBD**                        |         | 2.24        | 22.40         |

**NOTES:**

N/A


% = % (w/w) = Percent (Weight of Analyte / Weight of Product)

\* Total Cannabinoids result reflects the absolute sum of all cannabinoids detected.

\*\* Total Potential THC/CBD is calculated using the following formulas to take into account the loss of a carboxyl group during decarboxylation step.

$$\text{Total THC} = \text{THC} + (\text{THCa} * (0.877)) \text{ and Total CBD} = \text{CBD} + (\text{CBDa} * (0.877))$$
**FINAL APPROVAL**

  
**Sam Smith**  
 30-Jul-2019  
 3:45 PM  
 PREPARED BY / DATE

  
**Greg Zimpfer**  
 30-Jul-2019  
 3:50 PM  
 APPROVED BY / DATE

Testing results are based solely upon the sample submitted to Botanacor Laboratories, LLC, in the condition it was received. Botanacor Laboratories, LLC warrants that all analytical work is conducted professionally in accordance with all applicable standard laboratory practices using validated methods. Data was generated using an unbroken chain of comparison to NIST traceable Reference Standards and Certified Reference Materials. This report may not be reproduced, except in full, without the written approval of Botanacor Laboratories, LLC. ISO/IEC 17025:2005 Accredited A2LA Certificate Number 4329.02



960029

|                  |                        |                 |  |
|------------------|------------------------|-----------------|--|
| <b>Batch ID:</b> | N/A                    | <b>Test ID:</b> | 3101377.007                            |
| <b>Reported:</b> | 8-Jul-2019             | <b>Method:</b>  | Concentrate - Test Methods: TM05, TM06 |
| <b>Type:</b>     | Concentrate            |                 |  |
| <b>Test:</b>     | Microbial Contaminants |                 |  |

## MICROBIAL CONTAMINANTS

| Contaminant                    | Result (CFU/g)* |
|--------------------------------|-----------------|
| <b>Total Aerobic Count**</b>   | None Detected   |
| <b>Total Coliforms**</b>       | None Detected   |
| <b>Total Yeast and Molds**</b> | None Detected   |
| <b><i>E. coli</i></b>          | None Detected   |
| <b><i>Salmonella</i></b>       | None Detected   |

\* CFU/g = Colony Forming Unit per Gram

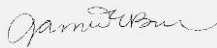

\*\* Values recorded in scientific notation, a common microbial practice of expressing numbers that are too large to be conveniently written in decimal form.

Examples:  $10^2 = 100$  CFU  
 $10^3 = 1,000$  CFU  
 $10^4 = 10,000$  CFU  
 $10^5 = 100,000$  CFU

### NOTES:

Free from visual mold, mildew, and foreign matter  
TYM: None Detected  
Total Aerobic: None Detected

## FINAL APPROVAL

  
Jamie Bunker  
8-Jul-2019  
5:38 PM  
Greg Zimpfer  
8-Jul-2019  
5:44 PM

PREPARED BY / DATE

APPROVED BY / DATE

Testing results are based solely upon the sample submitted to Botanacor Services, LLC, in the condition it was received. Botanacor Services, LLC warrants that all analytical work is conducted professionally in accordance with all applicable standard laboratory practices using validated methods. Data was generated using an unbroken chain of comparison to NIST traceable Reference Standards and Certified Reference Materials. This report may not be reproduced, except in full, without the written approval of Botanacor Services, LLC.

960029

|                  |                   |                 |             |
|------------------|-------------------|-----------------|-------------|
| <b>Batch ID:</b> | 960029            | <b>Test ID:</b> | 7915037.008 |
| <b>Reported:</b> | 21-Jun-2019       | <b>Method:</b>  | TM04        |
| <b>Type:</b>     | Concentrate       |                 |             |
| <b>Test:</b>     | Residual Solvents |                 |             |

**RESIDUAL SOLVENTS**

| Solvent                          | Reportable Range (ppm) | Result (ppm) |
|----------------------------------|------------------------|--------------|
| Propane                          | 100 - 2000             | 0            |
| Butanes<br>(Isobutane, n-Butane) | 100 - 2000             | 0            |
| Pentane                          | 100 - 2000             | 0            |
| Ethanol                          | 100 - 2000             | 0            |
| Acetone                          | 100 - 2000             | 0            |
| Isopropyl Alcohol                | 100 - 2000             | 0            |
| Hexane                           | 6 - 120                | 0            |
| Benzene                          | 0.2 - 4                | 0.0          |
| Heptanes                         | 100 - 2000             | 0            |
| Toluene                          | 18 - 360               | 0            |
| Xylenes<br>(m,p,o-Xylenes)       | 43 - 860               | 0            |

## NOTES:

Free from visual mold, mildew, and foreign matter.

**FINAL APPROVAL**

|   |  |
|---|--|
| <br>Sam Smith<br>21-Jun-2019<br>4:12 PM | <br>David Green<br>21-Jun-2019<br>5:08 PM |
|---|--|

PREPARED BY / DATE

APPROVED BY / DATE

Testing results are based solely upon the sample submitted to Botanacor Laboratories, LLC, in the condition it was received. Botanacor Laboratories, LLC warrants that all analytical work is conducted professionally in accordance with all applicable standard laboratory practices using validated methods. Data was generated using an unbroken chain of comparison to NIST traceable Reference Standards and Certified Reference Materials. This report may not be reproduced, except in full, without the written approval of Botanacor Laboratories, LLC. ISO/IEC 17025:2005 Accredited A2LA Certificate Number 4329.02



Certificate #4329.02

## Certificate of Analysis

### Elixinol, LLC

555 Burbank St. Unit J  
Broomfield Colorado 80020 United States

|                            |                        |                          |                     |
|----------------------------|------------------------|--------------------------|---------------------|
| <b>Sample Name:</b>        | <b>960029</b>          | <b>Eurofins Sample:</b>  | <b>8612755</b>      |
| <b>Project ID</b>          | ELIXINOL-20190708-0053 | <b>Receipt Date</b>      | 13-Jun-2019         |
| <b>PO Number</b>           | CVD                    | <b>Receipt Condition</b> | Ambient temperature |
| <b>Lot Number</b>          | 960029                 | <b>Login Date</b>        | 13-Jun-2019         |
| <b>Sample Serving Size</b> |                        | <b>Date Started</b>      | 13-Jun-2019         |
|                            |                        | <b>Online Order</b>      | 13484-11E5F813      |

#### Analysis

#### Result

##### Metals Analysis by ICP-MS

|         |           |
|---------|-----------|
| Arsenic | <70.7 ppb |
| Cadmium | <17.7 ppb |
| Lead    | <17.7 ppb |
| Mercury | <8.84 ppb |

##### Glyphosate and AMPA \*

|            |           |
|------------|-----------|
| Glyphosate | <100 ng/g |
| AMPA       | <100 ng/g |

##### Multi-Residue Analysis for hemp products - 60+ compounds

|  |                        |
|--|------------------------|
| Matrix Type - To Determine Limit of Quantification (LOQ) | High-Fat Food Matrices |
| Abamectin  | <0.05 mg/kg            |
| Aldicarb   | <0.05 mg/kg            |
| Aldicarb sulfone (Aldoxycarb)                            | <0.05 mg/kg            |
| Aldicarb sulfoxide                                       | <0.05 mg/kg            |
| Azoxystrobin   | <0.05 mg/kg            |
| Bifenazate   | <0.05 mg/kg            |
| Bifenthrin   | <0.05 mg/kg            |
| Carbaryl   | <0.05 mg/kg            |
| Carbofuran   | <0.05 mg/kg            |
| Carbofuran-3-hydroxy-                                    | <0.05 mg/kg            |
| Chlorantraniliprole                                      | <0.05 mg/kg            |
| Chlordane, cis-  | <0.05 mg/kg            |
| Chlordane, trans-  | <0.05 mg/kg            |
| Chlorfenapyr   | <0.05 mg/kg            |
| Chlorpyrifos   | <0.05 mg/kg            |
| Coumaphos  | <0.05 mg/kg            |
| Cyfluthrin   | <0.05 mg/kg            |
| Cypermethrin   | <0.05 mg/kg            |
| Cyproconazole (2 diastereoisomers)                       | <0.05 mg/kg            |
| Cyprodinil   | <0.05 mg/kg            |
| Dichlorvos   | <0.05 mg/kg            |
| Diclobutrazol  | <0.05 mg/kg            |
| Dipropetryn  | <0.05 mg/kg            |
| Disulfoton   | <0.05 mg/kg            |
| Endosulfan I (alpha-isomer)                              | <0.05 mg/kg            |

\* This analysis or component is not ISO accredited.

## Certificate of Analysis

### Elixinol, LLC

555 Burbank St. Unit J  
Broomfield Colorado 80020 United States

|                            |                        |                          |                     |
|----------------------------|------------------------|--------------------------|---------------------|
| <b>Sample Name:</b>        | <b>960029</b>          | <b>Eurofins Sample:</b>  | <b>8612755</b>      |
| <b>Project ID</b>          | ELIXINOL-20190708-0053 | <b>Receipt Date</b>      | 13-Jun-2019         |
| <b>PO Number</b>           | CVD                    | <b>Receipt Condition</b> | Ambient temperature |
| <b>Lot Number</b>          | 960029                 | <b>Login Date</b>        | 13-Jun-2019         |
| <b>Sample Serving Size</b> |                        | <b>Date Started</b>      | 13-Jun-2019         |
|                            |                        | <b>Online Order</b>      | 13484-11E5F813      |

#### Analysis

#### Result

#### Multi-Residue Analysis for hemp products - 60+ compounds

|  |             |
|--|-------------|
| Endosulfan II (beta-isomer)                | <0.05 mg/kg |
| Endosulfan sulfate                         | <0.05 mg/kg |
| Epoxiconazole                              | <0.05 mg/kg |
| Ethiofencarb                               | <0.05 mg/kg |
| Etofenprox                                 | <0.05 mg/kg |
| Etoxazole                                  | <0.05 mg/kg |
| Fenoxycarb                                 | <0.05 mg/kg |
| Fenpropathrin                              | <0.05 mg/kg |
| Fenvalerate/Esfenvalerate (sum of isomers) | <0.05 mg/kg |
| Fipronil                                   | <0.05 mg/kg |
| Fipronil desulfinyl                        | <0.05 mg/kg |
| Fipronil sulfone                           | <0.05 mg/kg |
| Imazalil                                   | <0.05 mg/kg |
| Imidacloprid                               | <0.05 mg/kg |
| Malathion                                  | <0.05 mg/kg |
| Methiocarb                                 | <0.05 mg/kg |
| Methiocarb sulfone                         | <0.05 mg/kg |
| Methiocarb sulfoxide                       | <0.05 mg/kg |
| Methomyl                                   | <0.05 mg/kg |
| Mevinphos (E- and Z-isomers)               | <0.05 mg/kg |
| Myclobutanil                               | <0.05 mg/kg |
| Naled (Dibrom)                             | <0.05 mg/kg |
| Paclbutrazol                               | <0.05 mg/kg |
| Permethrin (sum of isomers)                | <0.05 mg/kg |
| Propoxur                                   | <0.05 mg/kg |
| Spinetoram (spinosyns J and L)             | <0.05 mg/kg |
| Spinosad (spinosyns A and D)               | <0.05 mg/kg |
| Spirodiclofen                              | <0.05 mg/kg |
| Spiromesifen                               | <0.05 mg/kg |
| Spiromesifen enol                          | <0.05 mg/kg |
| Spirotetramat                              | <0.05 mg/kg |
| Spiroxamine (2 diastereoisomers)           | <0.05 mg/kg |
| Tebuconazole                               | <0.05 mg/kg |
| Thiabendazole                              | <0.05 mg/kg |

\* This analysis or component is not ISO accredited.

## Certificate of Analysis

### Elixinol, LLC

555 Burbank St. Unit J  
Broomfield Colorado 80020 United States

|                            |                        |                          |                     |
|----------------------------|------------------------|--------------------------|---------------------|
| <b>Sample Name:</b>        | <b>960029</b>          | <b>Eurofins Sample:</b>  | <b>8612755</b>      |
| <b>Project ID</b>          | ELIXINOL-20190708-0053 | <b>Receipt Date</b>      | 13-Jun-2019         |
| <b>PO Number</b>           | CVD                    | <b>Receipt Condition</b> | Ambient temperature |
| <b>Lot Number</b>          | 960029                 | <b>Login Date</b>        | 13-Jun-2019         |
| <b>Sample Serving Size</b> |                        | <b>Date Started</b>      | 13-Jun-2019         |
|                            |                        | <b>Online Order</b>      | 13484-11E5F813      |

#### Analysis

#### Result

#### Multi-Residue Analysis for hemp products - 60+ compounds

|                          |             |
|--------------------------|-------------|
| Thiabendazole-5-hydroxy- | <0.05 mg/kg |
| Thiacloprid              | <0.05 mg/kg |
| Trifloxystrobin          | <0.05 mg/kg |
| Metolachlor              | <0.05 mg/kg |
| Pyrethrum (total)        | <0.50 mg/kg |

#### Method References

#### Testing Location

#### Glyphosate and AMPA (GLY\_AMPA\_S)

Food Integ. Innovation-Greenfield

Monsanto Company Method ME-1466-02, "High Throughput Assay for Glyphosate and AMPA in Raw Agricultural Commodities and Processed Fractions Using LC/MS/MS".

#### Metals Analysis by ICP-MS (ICP\_MS\_B\_S)

Food Integrity Innovation-Boulder

Methods for the Determination of Metals in Environmental Standards - Supplement 1, EPA-600/R-94-111, May 1994.

"Determination of Metals and Trace Elements in Water and Wastes by Inductively Coupled Plasma-Mass Spectrometry", USEPA Method 200.8, Revision 5.1, EMMC Version.

#### Multi-Residue Analysis for hemp products - 60+ compounds (PEST\_HEMP)

Food Integ. Innovation-Greenfield

*Official Methods of Analysis, AOAC Official Method 2007.01*, Pesticide Residues in Foods by Acetonitrile Extraction and Partitioning with Magnesium Sulfate, AOAC INTERNATIONAL (modified).

*CEN Standard Method EN 15662*: Food of plant origin - Determination of pesticide residues using GC-MS and/or LC-MS/MS following acetonitrile extraction/partitioning and clean-up by dispersive SPE - QuEChERS method.

List of the tested pesticides and their limits of quantification (LOQs) are available upon request.

## Certificate of Analysis

Elixinol, LLC

555 Burbank St. Unit J  
Broomfield Colorado 80020 United States

### Testing Location(s)

Released on Behalf of Eurofins by

#### Food Integrity Innovation-Boulder

Eurofins Food Chemistry Testing US, Inc.  
2830 Wilderness Pl  
Boulder CO 80301  
800-675-8375

Ian Laessig - Manager



AT-1816

#### Food Integ. Innovation-Greenfield

Eurofins Food Chemistry Testing US, Inc.  
671 S. Meridian Road  
Greenfield IN 46140  
800-675-8375

Karelyn Koehn - Manager



2918.06

These results apply only to the items tested. This certificate of analysis shall not be reproduced, except in its entirety, without the written approval of Eurofins.